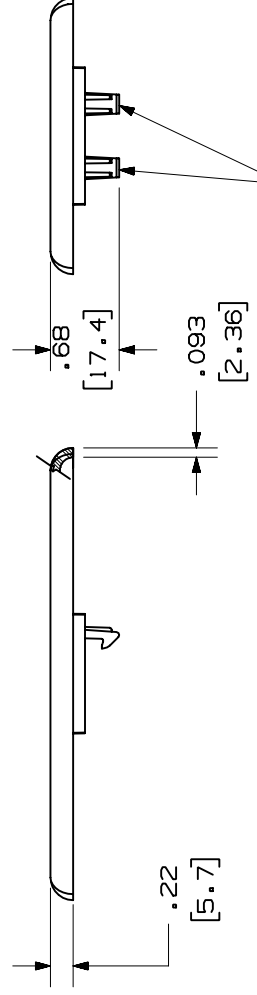
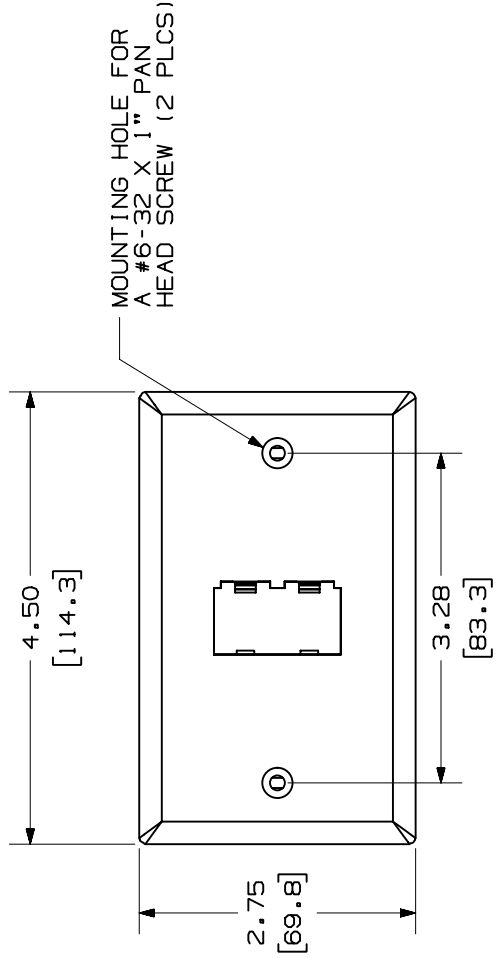
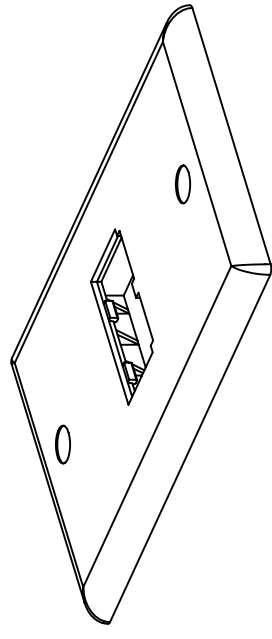


THIS COPY IS PROVIDED ON A RESTRICTED BASIS AND IS NOT TO BE USED IN ANY WAY DETRIMENTAL TO THE INTERESTS OF PANDUIT CORP.



RETENTION TAB FOR PANDUIT MINI-COM MODULES



PANDUIT PART NO.	WEIGHT
CFP2**	.47 LB/10 PCS (212 G/10 PCS)

- NOTES:
- \*\* 1. SEE CURRENT CATALOG FOR ADDITIONAL PART NUMBER SUFFIXES TO INDICATE COLOR AND OR PACKAGE QUANTITY.
  - 2. TWO #6-32 X 1" LONG, SLOTTED PAN HEAD SCREWS WITH NON-THREADED LEAD POINT PROVIDED FOR FASTENING FACEPLATES.
  - 3. DIMENSIONS IN PARENTHESES ARE IN METRIC.

CAD FILENAME/LAYERS		D35544CP_DC_CFP2_00D.PRT	
<b>PANDUIT</b> CORP. TINLEY PARK, ILLINOIS			
<b>A</b> CLASSIC SERIES 2 POSITION VERTICAL FACEPLATE (CFP2**) <b>B/C</b> CUSTOMER DRAWING			
UNLESS OTHERWISE SPECIFIED, DIMENSIONAL TOLERANCES ARE:		UNLESS OTHERWISE SPECIFIED, ALL DIMENSIONS ARE GIVEN IN INCHES, THIRD ANGLE PROJECTION.	
(.X) ±	(.XXX) ±	0.10 (.3)	
(.XX) ±	(.8) ANGLES ±		
DRWN BY	RCA	MAT'L:	NONE
DATE	4-3-97		
CHK'D	HIW		
		ABS	
			DWG NO. 35544-39
			SIZE A
3	7-13-98	JSP	C. WAS "DESIGNER SERIES".
2	9-17-97	JBA	CEF B. REV'D P/N IN TITLE: WAS CFP2**.
1	9-12-97	RCA	CEF A. REV'D TITLE: WAS MINI-COM 2 POSITION STANDARD VERTICAL FACEPLATE.
R	4-3-97	RCA	HIW RELEASED TO PRODUCTION
REV	DATE	BY	CHK
			DESCRIPTION
		ECN	R
		CUST	SUP